

CRITERION – II Teaching Learning Evaluation
Student Satisfaction Survey on Teaching Learning Process
Session: 2023-24

Sl No	Parameters	A (85%-100%)		B(70%-84%)		C(55%-69%)		D(30%-54%)		E(Below 30%)	
		Numerical Value	Percentage Value	Numerical Value	Percentage Value	Numerical Value	Percentage Value	Numerical Value	Percentage Value	Numerical Value	Percentage Value
1	Syllabus Covered	422	83.41%	50	10.55%	13	2.12 %	11	2.41 %	9	1.51 %
2	Teachers preparation	393	80.20%	70	12.22 %	21	3.30 %	13	2.67 %	8	1.61 %
3	Teachers communication	386	79.95 %	101	17.83 %	9	1.87 %	7	0.08 %	2	0.27 %
4	Teachers' Approach to Teaching	372	82.29 %	99	14.15 %	21	2.23 %	9	1.51 %	4	0.54 %
5	Fairness of Internal Evaluation	381	79.96 %	89	14.68 %	23	2.23 %	9	2.60 %	3	0.53 %
6	Discussion on Assignment	363	75.92 %	106	17.84 %	27	4.36 %	7	1.34%	2	0.54 %
7	Field Visit Opportunities	350	72.78 %	107	17.76 %	29	5.18 %	16	3.74 %	3	0.54%
8	Mentoring Process	378	79.75 %	89	13.74%	26	4.90 %	8	1.07 %	4	0.54 %
9	For Multiple Opportunities	251	44.36 %	191	40.35 %	49	10.27 %	9	3.13 %	5	1.89 %
10	Expectation of Course	366	80.41 %	108	16.58 %	19	1.40 %	8	1.08 %	4	0.53 %
11	Follow up process of mentors	357	71.98 %	111	19.37 %	29	5.70 %	5	2.42 %	3	0.53 %
12	Teachers concept on illustration	431	89.07 %	50	7.45 %	11	2.13 %	8	0.80 %	5	0.55 %
13	Teachers Recognition of Students Strength	372	69.83 %	89	14.14 %	19	10.14 %	20	4.27 %	5	1.62 %
14	Teachers Recognition of Students Weakness	306	71.96 %	161	21.53 %	28	4.90 %	6	1.06 %	4	0.55 %
15	Engagement of students to review quality improvement	237	48.98 %	199	37.28 %	39	8.66 %	19	2.94 %	11	2.14 %
16	Learning Experience enhancement of students	344	70.70 %	117	18.32 %	31	7.95 %	8	1.41 %	5	1.62 %
17	Teachers encouragement of extracurricular activities	326	72.52 %	124	17.22 %	39	7.30 %	9	1.64 %	7	1.32%
18	Process to make ready the students for the world of work	266	58.16 %	198	35.52 %	30	4.37%	4	1.13 %	7	0.82%
19	Percentage of teachers using ICT tools	356	71.83%	98	14.85 %	29	7.42%	17	5.37 %	5	0.53 %
20	Percentage of teachers using ICT tools	377	79.39 %	103	16.46%	15	3.07 %	6	0.56 %	4	0.52 %
21	Overall quality of Teaching Learning Process	352	75.52%	101	20.89%	31	2.06%	13	1.12	8	0.42%

Criterion II - Teaching-Learning and Evaluation
Student Satisfaction Survey on Teaching Learning Process

❖ Following are questions for student satisfaction survey regarding teaching learning process:

Sl. No	Parameters	Grades (in Percentage)				
		A 85-100%	B 70-84%	C 55-69%	D 30-54%	E Below-30%
1	How much of the syllabus was covered in the class?	✓				
2	How well did the teachers prepare for the classes?	✓				
3	How well were the teachers able to communicate?	✓				
4	The teacher's approach to teaching can best be described as :	✓				
5	Fairness of the internal evaluation process by the teachers.		✓			
6	Was your performance in assignments discussed with you?		✓			
7	The institute takes active interest in promoting internship, student exchange, and field visit opportunities for students.		✓			
8	The teaching and mentoring process in your institution facilitates you in cognitive, social and emotional growth.	✓				
9	The institution provides multiple opportunities to learn and grow.	✓				
10	Teachers inform you about your expected competencies, course outcomes and programme outcomes.	✓				
11	Your mentor does a necessary follow-up with an assigned task to you		✓			
12	The teachers illustrate the concepts through examples and applications.			✓		
13	The teachers identify your strengths and encourage you with providing right level of challenges.		✓			
14	Teachers are able to identify your weaknesses and help you to overcome them	✓				
15	The institution makes effort to engage students in the monitoring, review and continuous quality improvement of the teaching learning process	✓				
16	The institute/ teachers use student centric methods, such as experiential learning, participative learning and problem solving methodologies for enhancing learning experiences.	✓				
17	Teachers encourage you to participate in extracurricular activities	✓				
18	Efforts are made by the institute/ teachers to inculcate soft skills, life skills and employ ability skills to make you ready for the world of work.	✓				
19	What percentage of teachers uses ICT tools such as LCD projector, Multimedia, etc: while teaching		✓			
20	The overall quality of teaching-learning process in your institute is very good.	✓				

21 Give three observation / suggestions to improve the overall teaching- learning experience in your institution.

1. Library should be digitised
2. Girls Common room should be cleaned

Shot by Zannatul

February 08, 2025

Criterion II - Teaching-Learning and Evaluation

Student Satisfaction Survey on Teaching Learning Process

❖ Following are questions for student satisfaction survey regarding teaching learning process:

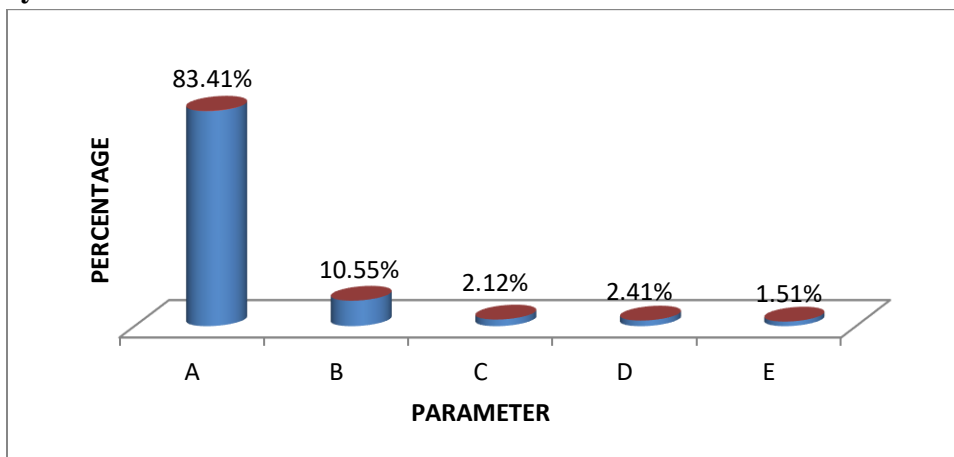
Sl. No	Parameters	Grades (in Percentage)				
		A 85-100%	B 70-84%	C 55-69%	D 30-54%	E Below-30%
1	How much of the syllabus was covered in the class?	✓				
2	How well did the teachers prepare for the classes?	✓				
3	How well were the teachers able to communicate?	✓				
4	The teacher's approach to teaching can best be described as :	✓				
5	Fairness of the internal evaluation process by the teachers.	✓				
6	Was your performance in assignments discussed with you?	✓				
7	The institute takes active interest in promoting internship, student exchange, and field visit opportunities for students.	✓				
8	The teaching and mentoring process in your institution facilitates you in cognitive, social and emotional growth.	✓				
9	The institution provides multiple opportunities to learn and grow.	✓				
10	Teachers inform you about your expected competencies, course outcomes and programme outcomes.	✓				
11	Your mentor does a necessary follow-up with an assigned task to you	✓				
12	The teachers illustrate the concepts through examples and applications.	✓				
13	The teachers identify your strengths and encourage you with providing right level of challenges.	✓				
14	Teachers are able to identify your weaknesses and help you to overcome them	✓				
15	The institution makes effort to engage students in the monitoring, review and continuous quality improvement of the teaching learning process	✓				
16	The institute/ teachers use student centric methods, such as experiential learning, participative learning and problem solving methodologies for enhancing learning experiences.	✓				
17	Teachers encourage you to participate in extracurricular activities	✓				
18	Efforts are made by the institute/ teachers to inculcate soft skills, life skills and employ ability skills to make you ready for the world of work.	✓				
19	What percentage of teachers uses ICT tools such as LCD projector, Multimedia, etc: while teaching	✓				
20	The overall quality of teaching-learning process in your institute is very good.	✓				
21	Give three observation/ suggestions to improve the overall teaching-learning experience in your institution. 1. Drinking water facility should be made. 2. Reference book should be increased. 3.					

Shot by Zannatul
February 08, 2025

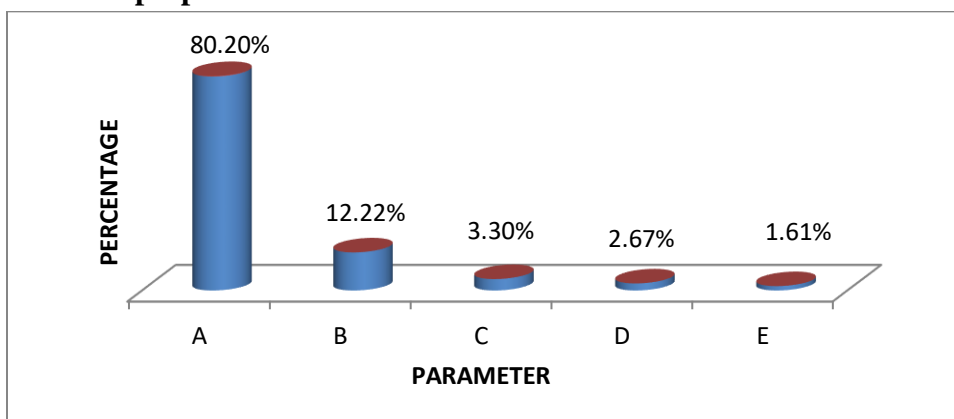
CRITERION – II Teaching Learning Evaluation
Student Satisfaction Survey on Teaching Learning Process
Session: 2023-24(Graphically Represented)

N.B.: Parameter A = (85%-100%) B = (70%-84%) C = (55%-69%) D = (30%-54%) E = (Below-30%)

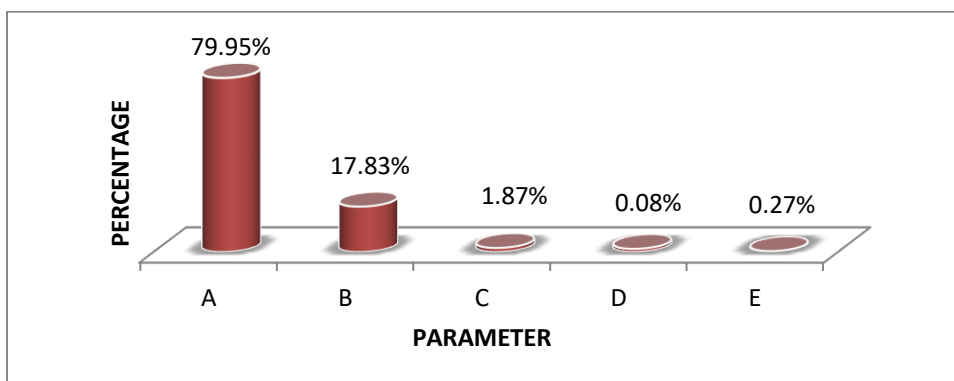
1. Syllabus Covered



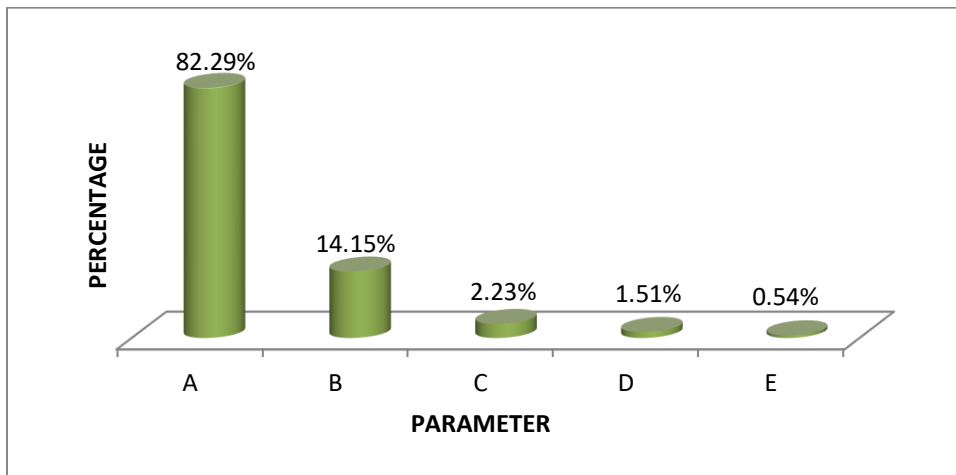
2. Teachers preparation



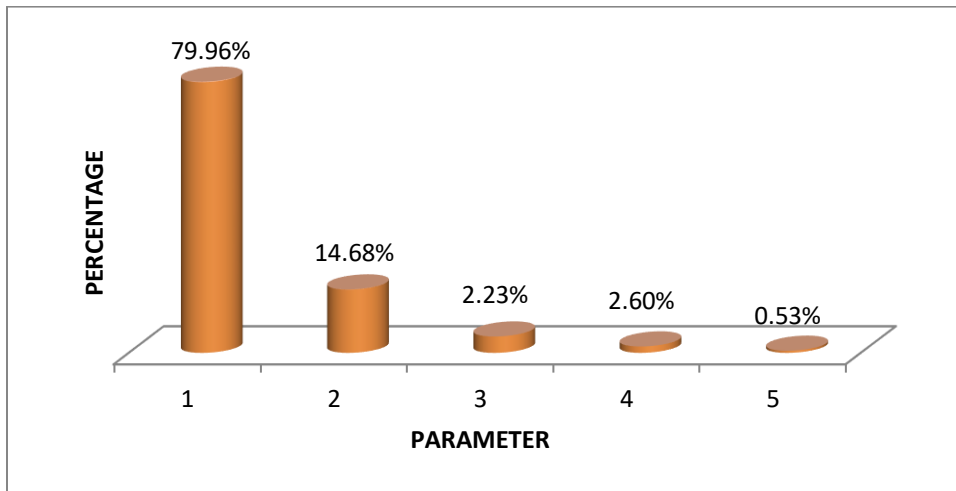
3. Teachers communication



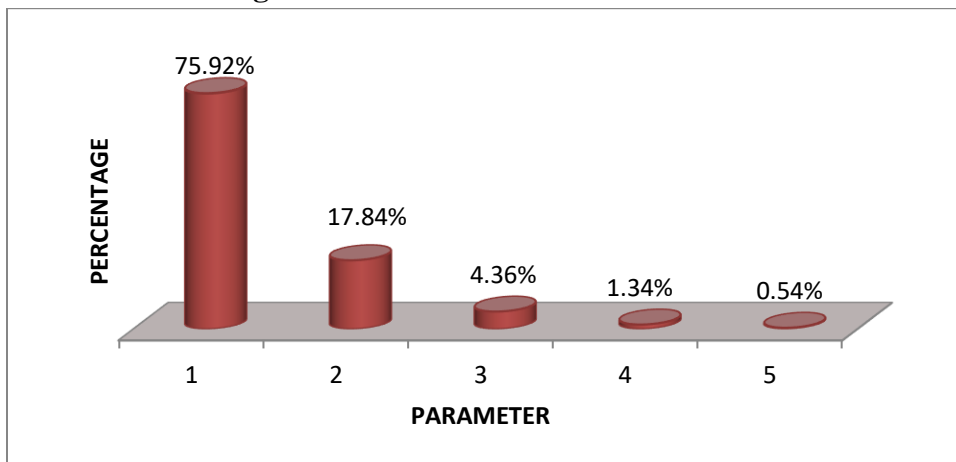
4. Teachers approach to teaching



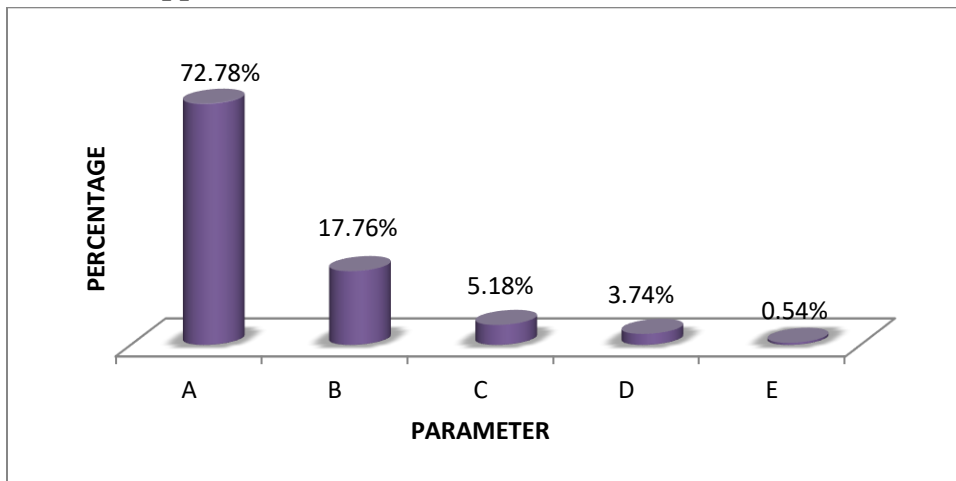
5. Fairness of internal Evaluation



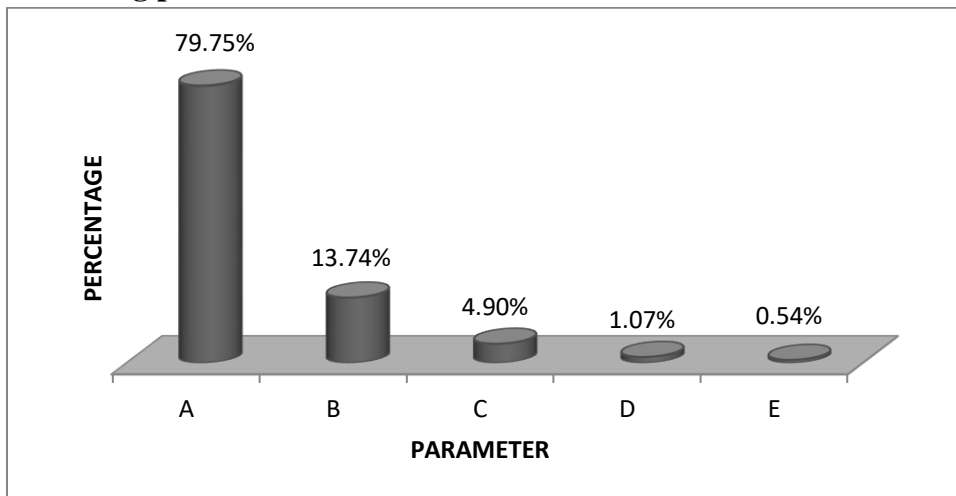
6. Discussion on Assignment



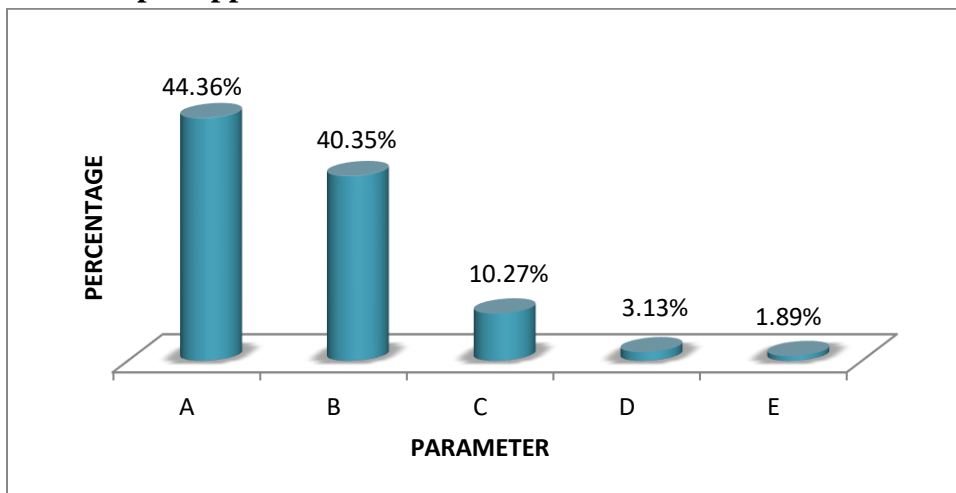
7. Field visit opportunities



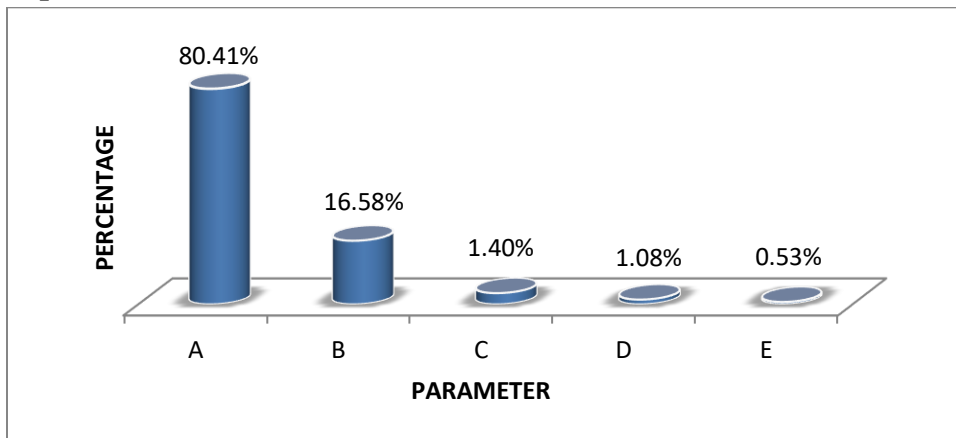
8. Mentoring process



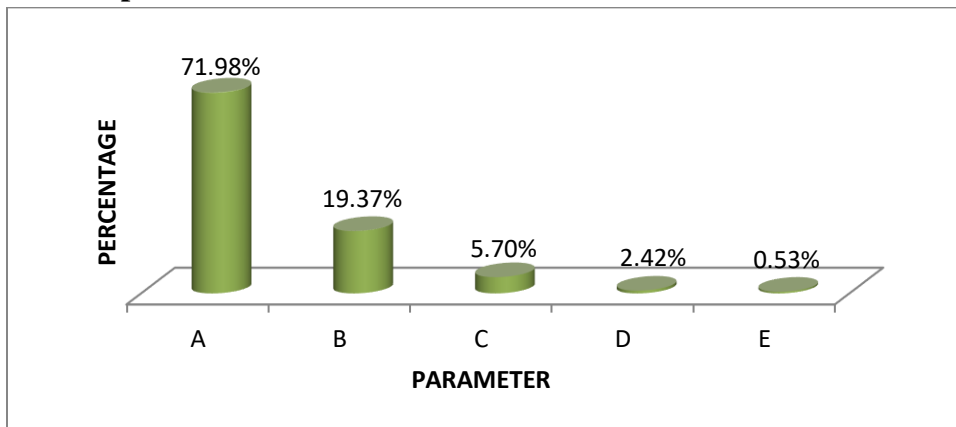
9. For Multiple Opportunities



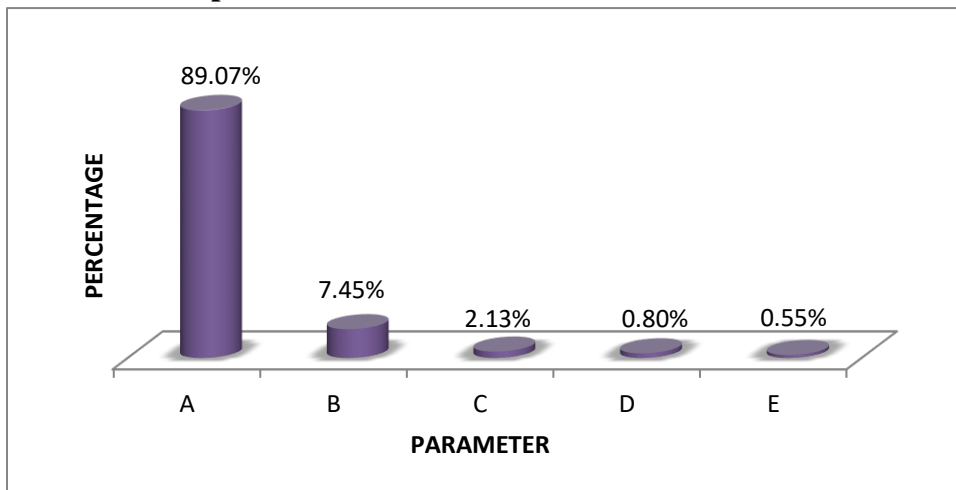
10. Expectation of Course



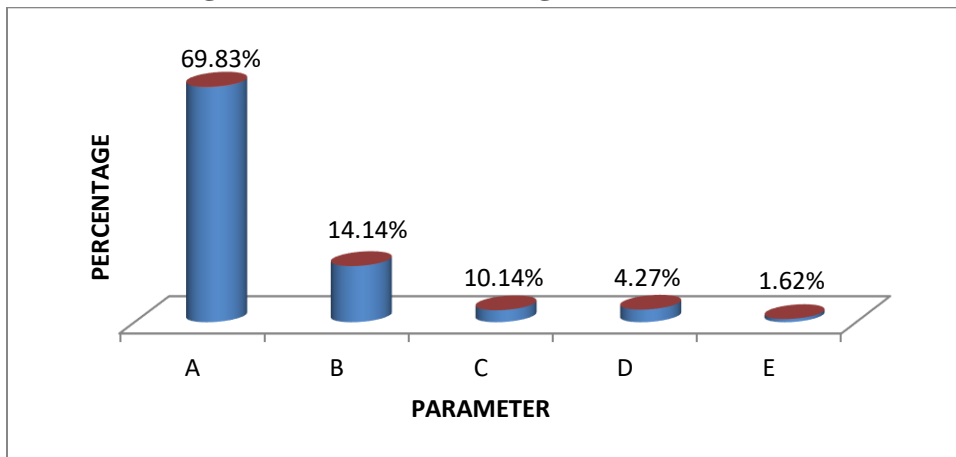
11. Follow up Process of Mentors



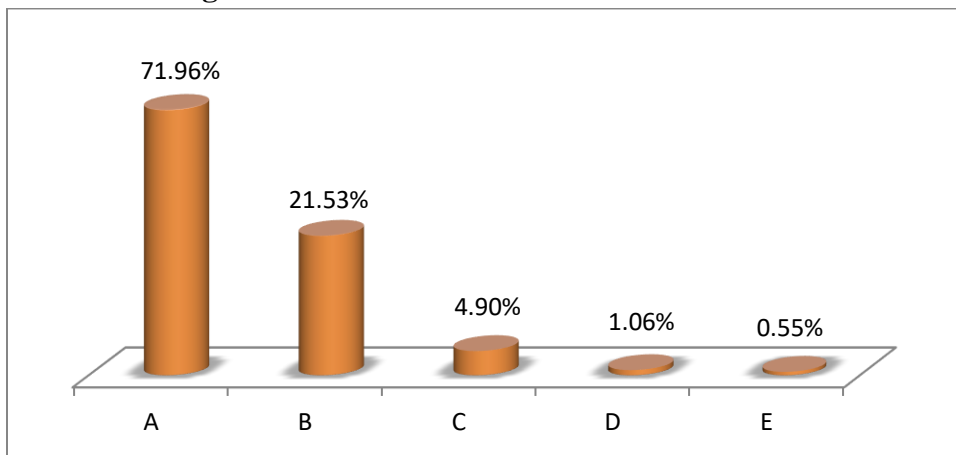
12. Teachers concept on illustration



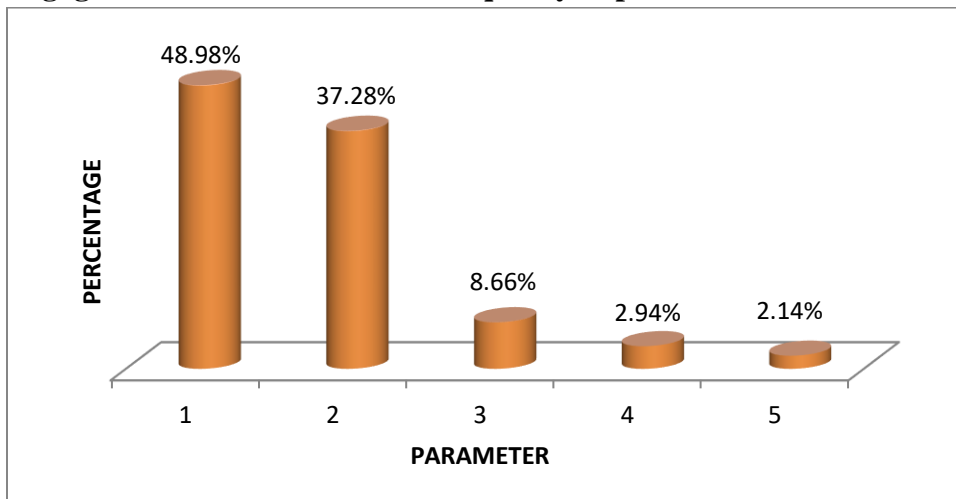
13. Teachers Recognition of students Strength



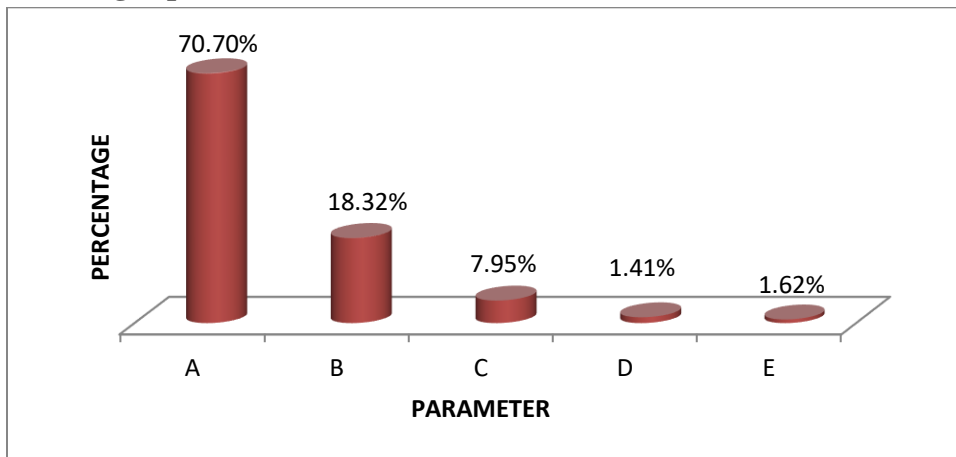
14. Teachers Recognition of students Weakness



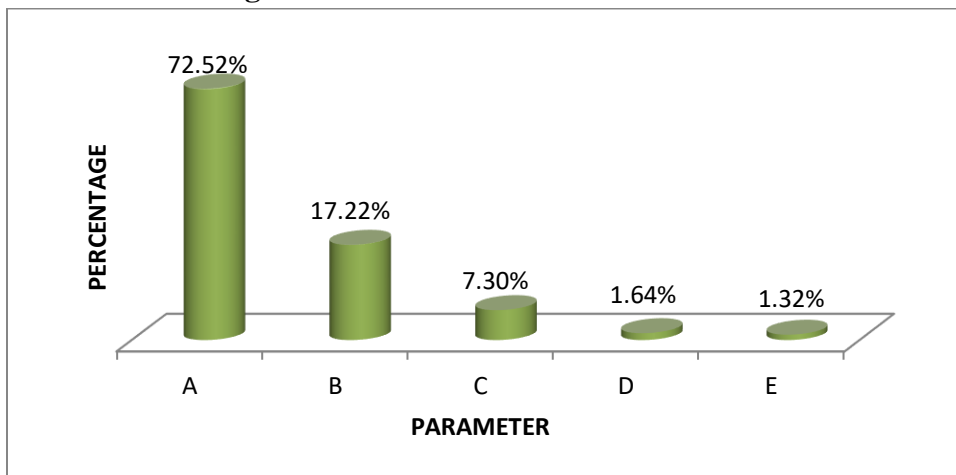
15. Engagement of Students to review quality improvement



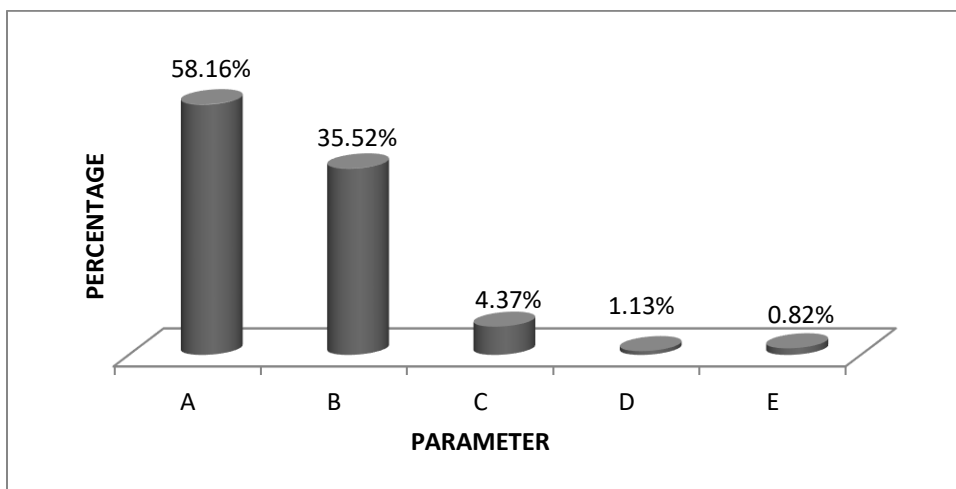
16. Learning experience enhancement of students



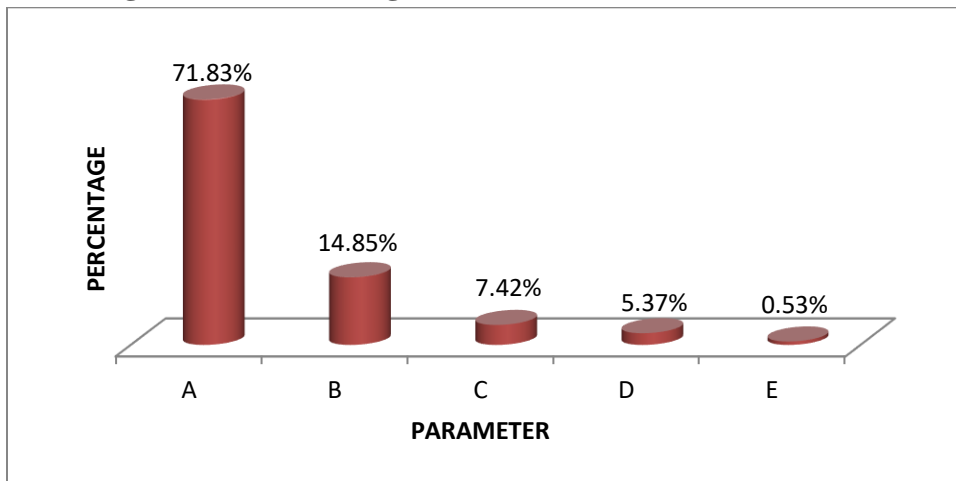
17. Teachers encouragement of extracurricular activities



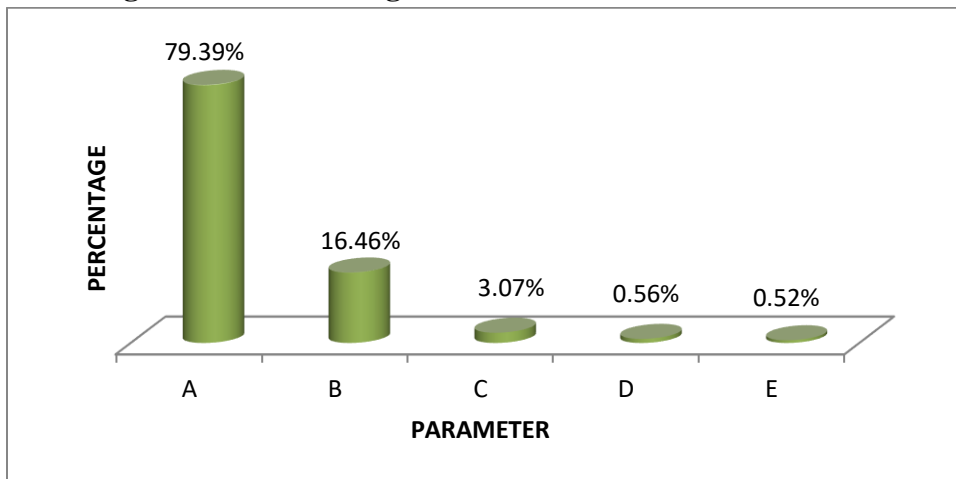
18. Process to make ready the students for the world work



19. Percentage of Teachers using ICT tools



20. Percentage of Teachers using LCD tools



21. Overall quality of Teaching Learning process

